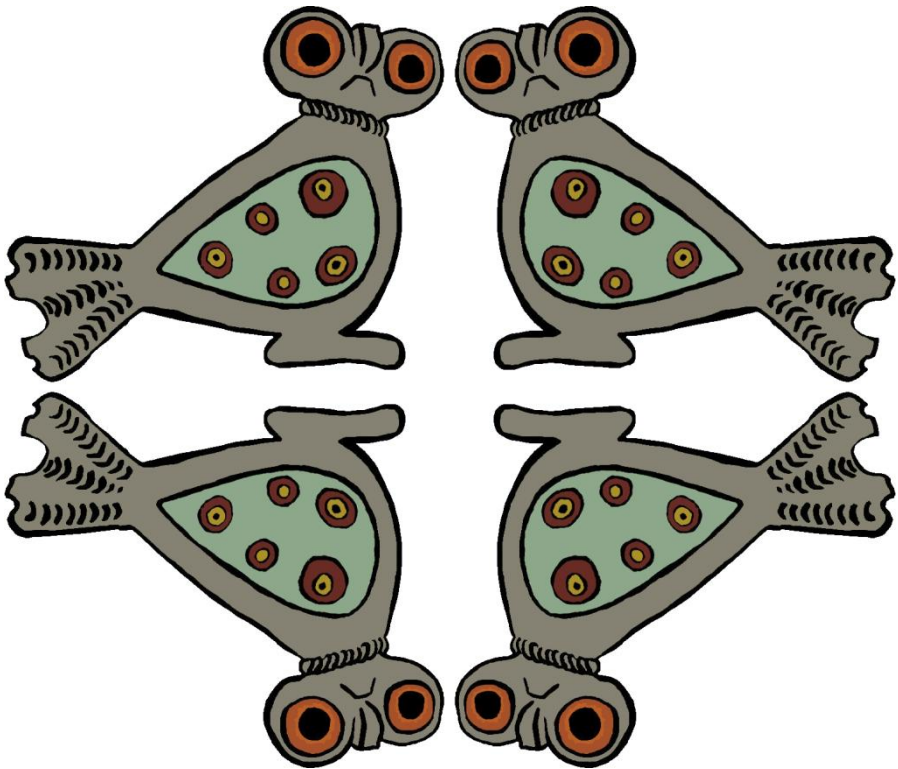


GREAT NORTHERN WAR XVIII



EVENT BOOKLET

FRIDAY 10TH TO MONDAY 13TH JUNE, 2016

This booklet was based on the compilation by Baroness Josseline de la Cour, 2012. The Honourable Baroness Ceara Shionnach updated the document in 2015 and 2016, and the sketch on the front cover was made by Mistress Tailltiu ghoirt ruaidh, the colours by THB Ceara Shionnach, and is based on a Roman owl fibula found on a Danish isle (dated to 1st to 3rd centuries). Lady Christine Bess Duvaunt drew the owl grid on page 18.

CONTENTS

From the King and Queen of Lochac.....	2
From the Baron and Baroness of River Haven	3
Site Map	4
Site Rules.....	5
Fire Rules.....	7
Car Rules	8
Accommodation and Facilities	9
Accommodation.....	9
Facilities	9
Catering.....	10
Jolly Duke Tavern	10
Health, Safety, and the Environment.....	11
Local Flora and Fauna	12
GNW 2016 Officers	15
The Game: Owl Bingo!	18
Volunteer Shifts Record	21

INTRODUCTION

Please take the time to read this booklet, even if you have been to Great Northern War (GNW) before. Every participant will have to sign a waiver to indicate that they have read the rules and agree to abide by them.

FROM THE KING AND QUEEN OF LOCHAC

Unto the citizens and visitors to the Northern Reaches do Gilbert and Bethony, undoubted King and Queen of Lochac, send greetings.

With the coming and going of May Crown Tournament, We reached Constantinople in Our travels from the port of Hedeby, and are finding the foods and finery rather pleasing.

Now that We have Heirs chosen to take the throne of Lochac two weeks after Winter Night at the Winterblót celebrations (Midwinter Coronation), We are free to continue our exploration of these new lands safe in the knowledge that the Kingdom will be in the strong and capable hands of Crown Prince ThorolfR Olfuss Brandsson and Crown Princess Halla Vinagjafar Hrafnisdottir.




Image drawn by Baroness Sir Eva von Danzig, and coloured by THB Ceara Shionnach

In Constantinople, we have heard rumours of a mysterious, fierce, elite unit of the Byzantine army that serve as bodyguard to the Emperor here. Apparently, there is a mix of both people from Our homelands in Scandinavia, and of Anglo-Saxons. The unit tends to wear much wealth and finery, and are greatly revered and feared.

As We migrate towards the Northern Reaches, We will meeting this impressive Guard on the fields of Great Northern War where Our armed forces will test their worth against the renowned warriors of the Byzantine Empire. We hope to rally you, Our army, to the battlefields to prove the valour and prowess of the warriors of Lochac.



Long life and health to you all.

Gilbert I and Bethony I

28th King and Queen of Lochac

FROM THE BARON AND BARONESS OF RIVER HAVEN

Greetings and welcome all travellers from near and far to the Northern Reaches for the 18th Great Northern War.

Again this year we have our usual fair starting with the Fire Tourney and the Powerful Owl tourney as well as classes, markets and of course WAR!

We would like to take this opportunity thank Baronesses Josseline and Ceara and their team for all their hard work in running this year's GNW. Though they have a team, they could always use help. We encourage everyone to help out in whatever way you are able, whether it be a constable shift, lending a hand in the kitchen, with sanitation, or helping with pack down on Monday, every little bit is appreciated and many hands make light work.



Have fun.

William and Katherine

7th Baron and Baroness of River Haven

SITE MAP



SITE RULES

Every participant will have to sign a waiver to indicate that they have read the rules and agree to abide by them. Please remember that the guiding principles of the Society are chivalry and courtesy to all.

- ❖ As always, mundane law supersedes SCA rules.
- ❖ All directions from stewards, constables and marshals must be followed.
- ❖ All Attendees to GNW must sign a waiver. This includes kitchen staff, set up crew, officers, members etc. If you refuse to do so, you may be refused enter to the site.
- ❖ GNW has a lot of fire. Please be very careful near all fires/flames/candles.
- ❖ Everyone must wear an attempt at pre-17th Century clothing.
- ❖ No swimming in water hole/creek. The safety of the water cannot be guaranteed.
- ❖ Your site token must be carried at all times & shown upon request of site staff.
- ❖ All guy ropes must be marked with white material to avoid accidents.
- ❖ Keep camping areas/bunk houses clean – Please dispose of rubbish in bins provided.
- ❖ No sale of alcohol without the proper license.
- ❖ Providing alcohol to minors is an offence. **Do not do it** or you will be asked to leave and/or police may be called.
- ❖ Children are the **sole** responsibility of their parent or guardian **at all times**.
- ❖ Qld is still subject to water restrictions. Please keep showers as short as possible. Do not waste water.
- ❖ Qld Laws apply on site, please no illicit drugs, or any other illegal actions.

- ❖ All cars off site as soon as practical. Unload, & move your car to the car park. If you are asked to remove your car please do so immediately.
- ❖ No Smoking in the Feasting tent, Kitchen or anywhere food is being prepared or eaten. If you do smoke please dispose of your cigarette butts appropriately – DO NOT LITTER.
- ❖ Please leave your camp site/bunk room the way you found it, pick up your rubbish, and give any lost property to the Constable ASAP.
- ❖ There are specific Fire Rules written in this document – you *must* follow them!
- ❖ No domestic animals or pets allowed on site, with the exception of guide dogs
- ❖ **To use a Crossbow in QLD you need to have the appropriate mundane licences, if you are unsure if you hold these, it's safer not to bring it.**
- ❖ In the unlikely event of an emergency evacuation, all directions from the Evacuation Coordinators (Event Steward & Event Constable) must be followed precisely.

Contravention of any of these rules may lead to your immediate removal from site, at the discretion of the event steward, without a refund. Please work with our staff to ensure everyone enjoys the event as much as possible.


Thank you for your co-operation.

Please note: It can get hot at GNW so be sun smart, wear a hat, sunscreen and drink plenty of water. It also can get cold at night, so bring warm clothes.

FIRE RULES

Most years we have been lucky with no or low fire danger for previous GNW. We should be able to enjoy fire this year. However, fires will be monitored and regulations must be adhered to:

- ❖ All fires and flame sources must be attended at all times.
- ❖ Campfires must be in a four (4) metre diameter cleared area, free from long grass, tents and overhanging trees.
- ❖ Fires must be contained in a stone or brick surround, **NOT in a pit.**
- ❖ Please use care when disposing of tobacco ashes.
- ❖ No open flames or heaters are permitted inside tents.
- ❖ Must have a clear method for extinguishing their fire: A chemical fire extinguisher, multiple buckets of water or sand for each fire, or a fire blanket.
- ❖ Please be sensible with any flame powered device – candles, etc.
- ❖ Children must be supervised around fire at all times
- ❖ No running, playing around or jumping through the fire
- ❖ Do not flick, or kick hot coals
- ❖ You are welcome to cook marshmallow or dough in the fire but please be careful
- ❖ Be careful of full flowing skirts or loose material around the fire – can catch a light quite easily
- ❖ The above rules are set for yours & others safety; if you do not follow them you will be ask to leave the fire area, or even the event without refund.



CAR RULES

- ❖ No cars are to be on site after Saturday morning.
- ❖ Only cars with special permission to be onsite (for example, disability, head cook, etc). Authorisation of cars onsite is at the discretion of the Event Stewards (Baroness Josseline de la Cour or Baroness Ceara Shionnach) only.
- ❖ Follow directions given at the gate, follow markers or roads provided.
- ❖ There is a large car park provided over the bridge, please park sensibly and do not block other cars, and make sure you leave a driveway .
- ❖ Do not leave valuables in the car, and keep cars locked at all times.
- ❖ Please drive slowly throughout the park and site. If there is a speed limit posted, please follow it.
- ❖ If the site is wet, please drive carefully – it can be slippery.

EMERGENCY EVACUATION

In an emergency situation that requires a partial evacuation (e.g. a small fire), if safe, an evacuation point by the sign in tent at the list field will be the designated assembly point.

In the unlikely event of disaster, so that everyone can be removed offsite as quickly and safely as possible, an evacuation plan has been devised.

Evacuation Controllers will be wearing high visibility vests.

In the event that we need to evacuate the site the following procedure is to be followed:

1. A car horn will sound a series of three long blasts.
2. Return to tent immediately.
3. Collect your valuables (one small bag only) and move to the car park.
4. Once at the car park, give your name to one of the people wearing a high visibility vest.
5. Move to your car in an orderly manner.
6. Once in your vehicle, follow the directions of the person(s) wearing the high visibility vest to form a column.
7. Follow the pace car (hazard lights will be flashing) to the safety area.

Do's	Do Not's
Follow directions of the Stewarding staff & the evacuation Coordinators	Panic
Check out the path from campsite to the car park before the need for evacuation	Try to pack down your entire campsite – life is more important than possessions
Collect all family members	Try to re-enter the campsite after reaching the car park
Drive safely	

Please heed the advice and instructions from the emergency team.

ACCOMMODATION AND FACILITIES

Accommodation

Campsites

The site has plenty of room for tents and pavilions. Please remember to flag all guy ropes with strips of white fabric – if you have forgotten or don't have any, some white fabric will be on sale at the gate – any tent not having these guy rope flags will be pulled down. Please keep your area clean and free of rubbish. Respect other campers and move around quietly.

Bunks

Are only offered to wayfarers to help them with less luggage. Linen and blankets are available on request. Please keep the bunks clean and leave them the way you found it.

Facilities

Toilets and Showers

There are numerous permanent toilet and shower blocks on the GNW site – there is an amenity block between the bunk houses, another block is up the hill at the Snow Centre, and there is another block just over the bridge (out towards the car park) on your right.

All attendees are welcome to use the toilets and shower blocks, however, there are water restrictions so please have short showers and avoid wasting water.

If there are any problems with the toilets/showers – no toilet paper, no water running, etc – please go to the officers tent by the list field and leave a message for the steward and hygiene co-ordinator.

Catering

Food for those who booked entry with catering will be served from the kitchen tent by the list field, next to the dining tent.

Breakfast will be served from approximately 7.30am each morning – make sure you arrive before 9am to ensure you don't miss out!

Lunch will be served between 12.30pm and 1.30pm from the kitchen tent.

Dinner will be served around 6.30pm each night in the dining tent by the list field.

Beside the kitchen tent, there will be a tent assigned as a washing up station where you can clean and dry your feasting gear.

Jolly Duke Tavern

Baron Master Drake Morgan and Duke Sir Alaric of Bangor will be hosting the ever popular Jolly Duke Tavern, beside the dining hall. The Jolly Duke Tavern drinks are free – largesse from the Patrons of the establishment.

The beverages include home brewed alcohol and some cordials - this year's offerings will include approximately 11 beers, 9 ciders, and 2 other brews.

HEALTH, SAFETY, AND THE ENVIRONMENT

- ❖ Keep hydrated with plenty of water
- ❖ Bring your Medicare card and any prescription medicine that you require
- ❖ Avoid drinking alcohol to excess - we encourage you all to have fun, let your hair down, but please be sensible about it
- ❖ There will be soap available in the bathroom blocks for hand washing
- ❖ Don't forget your sunscreen and headwear in the sun
- ❖ Take care when walking through the bushland. This is Australia – be aware that there may be ticks, spiders and snakes
- ❖ If you have any specific medical needs, please check in at the Chirurgeons tent to let them know of any allergies, conditions, etc that they should be aware of
- ❖ If equipment breaks, please go to officers tent and report it
- ❖ If you are cold please see the Event Steward or Hospit for more blankets and clothing
- ❖ If you do need to go to hospital DO NOT TAKE KNIVES OR SWORDS with you, and take them off inebriated people who have to go, too. These items are dangerous, and hospital staff should not have to deal with people carrying them
- ❖ Be careful around the campfire – Synthetic fabrics and flowing skirts need to be kept close to your body and away from the flames. Children need to be supervised at all times around the fire
- ❖ No running around or in the Pavilions
- ❖ Do not leave unwanted food and dirty feasting gear on the feasting hall tables as it's a public space – please clean and wash them

LOCAL FLORA AND FAUNA

On site, there is bushland, grass fields and creeks. What follows is a quick overview of creepy creatures and things you may encounter, how to avoid them, and what to do if you come across any.

Mosquitoes

Are one of the most annoying pests on site, and you are likely to encounter them at GNW. Mosquito-borne diseases are increasingly problematic and the best preventative is to avoid getting bitten. Wearing insect repellent is advisable. If you are bitten, treat with antiseptic and do not scratch. If the site does get infected, please seek first aid.

Ticks

Scrub ticks are very common at GNW, so wear insect repellent, avoid cutting through bush/scrub, follow paths, check yourself regularly, and if you do find one please see the surgeon tent by the list field.

Check your children please – for example, under the neck, behind the ears and in the hair.

Bees

Are not as common around the site, but that doesn't mean there won't be any. If bitten, remove stinger (taking care not to squeeze the sack of venom on the end) and ice if needed. If you have an allergy to bee stings, please make your way to the surgeon tent by the list field for assistance if stung.

Drop Bears

Drop Bears are distant relatives of the Koala, and tend to hang out in Eucalypt trees. They are known to drop on unsuspecting passersby and preferentially attack international visitors. Most attacks are not fatal and usually result in

bites and scratches. Strategies for avoiding Drop Bear attacks include: avoiding walking under tall trees, using Aussie lingo (words such as 'crikey', 'sanga' and 'sheila'), hopping around to disguise yourself as a kangaroo, and smearing vegemite liberally on your face (Drop Bears despise vegemite). Remember to *look up, stay alive*.

Redback Spiders

Redback spiders are one of the most dangerous you may encounter on site. They tend to hide in dark places – for example, inside boots, wood piles, in sheds and storage places. The females are easily identifiable by their large, black, bulbous bodies with a distinctive red mark on the back.

Should you be bitten by a spider you can identify as a redback, stay calm, avoid moving around and send someone to fetch a surgeon immediately. Apply iced water if you have any nearby, and do not use pressure bandages.

Other Spiders

If you think you may have been bitten by a spider, calmly but immediately take yourself to the nearest surgeon. If possible, take a description of, or jar containing, the spider to assist in identification and treatment.

Snakes

In this area, there are many different snakes – both dangerous and harmless. Do not attempt to kill, touch or try to capture any snake you see. Snakes are protected by law, and it is a criminal offence to harm one. The penalty for harming a snake includes a substantial fine and jail sentence. There are no exceptions to this rule. It is also against the law for unlicensed persons to attempt to trap or catch snakes.


All snakes prefer areas that are not routinely stomped over by people, cars and bikes. Nonetheless to say that there is a chance of a snake in the area.

Should you see a snake, continue to observe it to make sure that it moves away from the camping areas. You can make sturdy stomping a little distance away will dissuade most snakes from coming closer, do not do this if the snake is beside you – the snake may attack. Please report any snake sightings to the Constable at the Officers Tent by the List Field.

Make sure you wear suitable footwear (e.g. sturdy footwear as opposed to thongs or sandals). Use common sense around the site and, by doing so, the risk of snake bite can be almost entirely negated.

If you suspect a snake bite has occurred, please treat seriously and sit the person down quietly in a safe place. The Chirurgeon needs to be notified immediately. If possible, take note of the details of the snake to help with identifying the snake – do not try to catch it and do not wash the bite site. Doctors are able to identify the snake by the venom around the site. Do not give the person any food or caffeine or alcohol. Keep the victim calm and reassure them until medical attention arrives.

If you are bitten and you are alone, apply firm pressure on the wound and the area above the site. Move slowly and calmly to the nearest person who can assist you.



GNW 2016 OFFICERS

Event Stewards | The Honourable Baronesses Josseline de la Cour
and Ceara Shionnach

The event stewards are effectively the event managers. If you encounter any problems that need assistance, you can approach the stewarding team.

Gate Keeper | Baroness Glynhyvar of River Haven

The gate keeper is in charge of the sign-in point for the event.

Constable | Lord Sebastian Tockler

The constable is in charge of enforcing site rules and event safety.

Chirurgeon | Baron Master Hrothgar Breaksword

If you're in need of first aid, please attend (or send help to) the chirurgeon tent by the list field.

Head Cook | Lady Ismena Gamel

The head cook manages the various meal teams throughout the event. For those who have paid for tickets with meals included, you will be catered from Friday dinner until Monday lunch.

Heavy Marshal in Charge | Count Sir Henri de Montferrant

The heavy marshal is in charge of safety and rules enforcement for the heavy combat activities throughout the event.

Rapier Marshal in Charge | Lady Amalia del Benino

The rapier marshal is in charge of safety and rules enforcement for the rapier combat activities throughout the event.

Archery Marshal in Charge | Lord Ulfr Smidhr

The archery marshal is in charge of safety and rules enforcement for the archery target and combat activities throughout the event.

List Keeper | TH Lady Gabriella Borromei

The list keeper is in charge of sign-ups for tournaments, including checking authorisation cards and that inspections have occurred.

Herald | Lord Robin of Twyford

The herald is in charge of managing event announcements and voice heralds for tournaments.

Arts and Sciences Co-ordinator | Baroness Katherine Alicia of Sarum

There are many arts and sciences classes on offer for GNW 2015. Please see the event timetable and class descriptions for more information.

Entertainment Co-ordinator | Baron Master Giles Leabrook and Count Sir Henri de Montferrant

The evening entertainments on the list field are managed by the entertainment co-ordinator. Saturday night entertainments will be a series of Highland Games.

Transport Co-ordinator | Lord Robin of Twyford

The transport co-ordinator is in charge of organising transport for attendees to and from the Ferny Grove Train Station (approximately 7 minutes drive from site).

Hygiene Co-ordinator | Baroness Isobel Haverland of Heathpool


The hygiene co-ordinator is in charge of managing the cleaning crew for the event – for example, emptying bins and keeping an eye on the bathroom blocks.

Merchants Co-ordinator | The Honourable Baroness Josseline de la Cour

All merchants should report to the merchants co-ordinator for a place in the Saturday markets, or for setting up their permanent stall.

Administration Assistance | The Honourable Baroness Ceara Shionnach

The administration assistant is in charge of writing the event booklet, updating the event website, co-ordinating the event timetable, liaising with the event team, and assisting the event stewards.



THE GAME: OWL BINGO!

Please play this game with respect for the rules and those around you. Things cannot be done to interrupt or distract from official business such as court.

On page 20 of this booklet, there is a numbered grid with an owl drawn in the middle. For each square that contains a part of the owl, you have a chance to earn 1 point. For each blank square, you have a chance to earn 2 points.

To cross out a square in the grid, all you need to do is complete the corresponding task from the numbered list below. When you have completed a square - please get someone around you to sign it off, so we know for the official tally.

Points scored in this game will contribute to overall points for your war side—to enter, cross out as many squares as possible and submit to THB Ceara Shionnach by 9am on Monday morning (by the end of breakfast - she will probably be around the list field).

Activities

- 1 – SKIP IN A LAP AROUND THE LIST FIELD WHILST WEARING BELLS (bells on string will be hanging from the list field for use in this activity).
- 2 - OUT OF NOWHERE, DO A DEATH SCENE AS DRAMATICALLY AS POSSIBLE.
- 3 - FIND 2 OTHERS AND DO THE CHICKEN DANCE BEHIND A PELICAN.
- 4 – RECITE A SAGA, REAL OR IMAGINED, TO THE KING (E.G. DURING DINNER).
- 5 - DO A PERFORMANCE OF SOME KIND TO ENTERTAIN THE POPULACE (SOLO OR GROUP) WHILST IN THE LUNCH QUEUE.
- 6 - WRITE A POEM FOR SOMEONE YOU KNOW AT THE EVENT AND PERFORM IT TO THEM.

7 - CLEAN SOMEONES DISHES AFTER DINNER OR LUNCH.

8 – TAKE ON A VOLUNTEER SHIFT.

9 - FIND 2 OTHERS AND DO A 10 SECOND GOAT DANCE NEAR THE QUEEN.

10 – FIND 2 OTHERS AND DO A 10 SECOND OCTOPUS DANCE NEAR THE KING.

11 - TAKE WATER TO SOMEONE ON THE WAR FIELD.

12 - TRY TO DO AN ACCENT FROM THE CRESCENT ISLES TO A PERSON FROM TERRA ROSA, IF YOU'RE FROM THE CRESCENT ISLES, TRY TO DO AN ACCENT TO SOMEONE FROM TERRA ROSA. (Crescent Isles = NZ, Terra Rosa = Australia).

13 – MODIFY A TRUE STORY OF SOMETHING THAT HAPPENED DURING GNW 2016 AND TWIST THE ENDING, TELLING IT TO THOSE AROUND YOU.

14 - DO A SPONTANEOUS DANCE ON/NEAR THE WAR FIELD WITH ONE OTHER FOR 5 SECONDS

15 – WHEN ASKING FOR A DRINK FROM THE JOLLY DUKE TAVERN, NEIGH YOUR THANKS AS IF YOU WERE A UNICORN.

16 – GET 3 STRANGERS AUTOGRAPHS.

17 – MAKE AN OWL MASK FROM MATERIALS FOUND ON SITE. WEAR IT FOR A MINIMUM OF 30 MINUTES.

18 - MAKE/OFFER A DRINK TO SOMEONE.

19 - TELL A REALLY BAD 'DAD' JOKE TO SOMEONE.

20 - TAKE PART IN A GAME DURING THE EVENT.

21 – BORROW AS MANY HATS AS YOU CAN FROM THOSE AROUND YOU AND STACK THEM ON YOUR HEAD. TRY TO BALANCE THEM FOR 20 SECONDS.

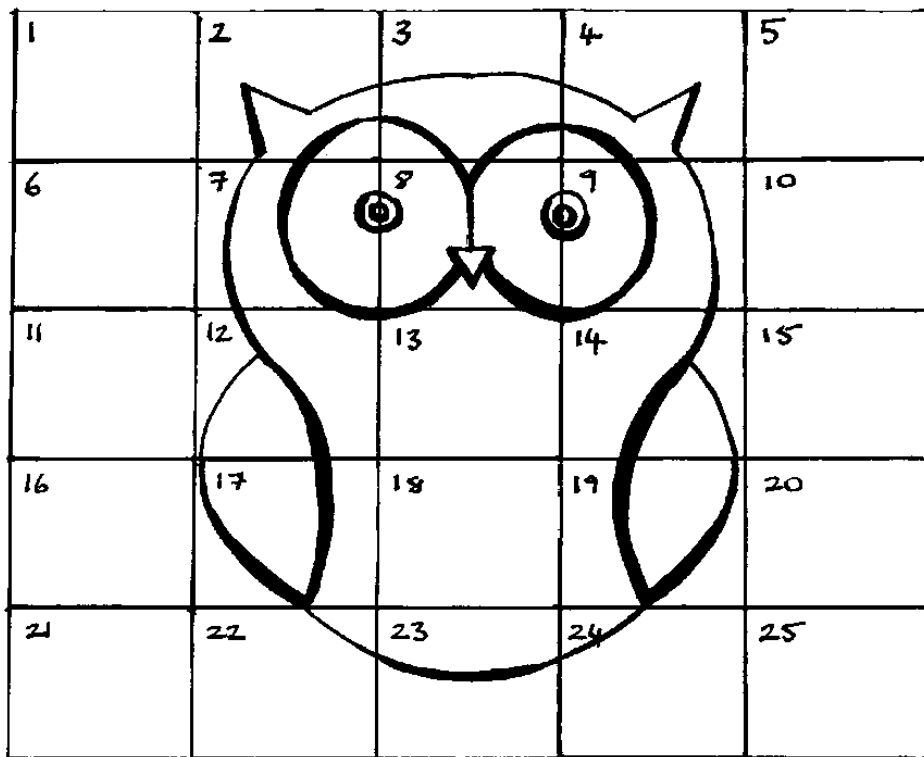
22 – SING “OH WHAT A NIGHT” FROM THE FOUR SEASONS SONG DECEMBER 1963 TO ONE OR MORE KNIGHTS.

23 – IN A CROWDED PLACE, RENACT A BATTLE SCENE FOR AT LEAST 20 SECONDS.

24 - TAKE A SELFIE WITH ONE OR MORE FRIENDS DOING ONE OF THE TASKS ON THIS LIST.

25 – WEAR A KILT.

Owl Grid



VOLUNTEER SHIFTS

Volunteering helps to ensure we can spread the load of the event across all participants.

If you have the time and energy to assist, we thank you kindly for helping to share the load of running such a large event!

To assist you in remembering your volunteer shift/s, you may wish to write down what, when and where you've volunteered to help:

Shift Type (circle)	Day (circle one)	Time
A&S Teaching	Fri / Sat / Sun / Mon	_____.
Bathroom Blocks	Fri / Sat / Sun / Mon	_____.
Cleaning		
Chirurgeonate	Fri / Sat / Sun / Mon	_____.
Constab	Fri / Sat / Sun / Mon	_____.
Empty Bins	Fri / Sat / Sun / Mon	_____.
Gate/Troll	Fri / Sat / Sun / Mon	_____.
Heralding	Fri / Sat / Sun / Mon	_____.
Lists	Fri / Sat / Sun / Mon	_____.
Marshal	Fri / Sat / Sun / Mon	_____.
Meal preparation	Fri / Sat / Sun / Mon	_____.
Meal serving	Fri / Sat / Sun / Mon	_____.
Meal - clean up	Fri / Sat / Sun / Mon	_____.
Other (specify):		
_____.	Fri / Sat / Sun / Mon	_____.